



WESTLAW NZ NOVEMBER 2017 RELEASE

Enhancing your legal research experience

We work in partnership with our customers to develop solutions and services that meet your needs. We take the time to seek your feedback and have incorporated it into our development pathway.

We have used that information to enhance Westlaw NZ and are excited to share with you detail on the enhancements scheduled to release **Midnight on the 29th of November**.

We recommend you review the release notes below and update any internal training material you may have.

The Release Notes provide a summary of the enhancements, followed by a more detailed explanation.



RELEASE SUMMARY

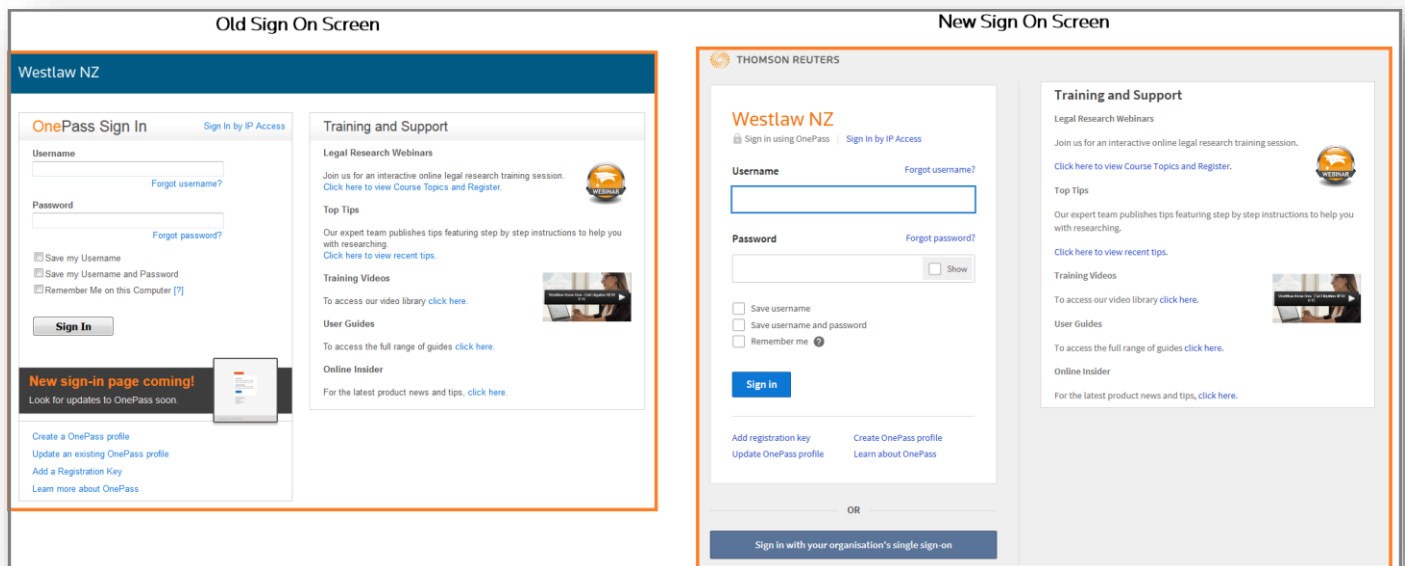
FEATURE	SUMMARY
Changes to Sign On Screen	We have recently made some minor changes to the look and feel of the Sign On Screen. All existing functionality is still available, but users will notice some small changes to the font and layout. In addition, we will add an alternative authentication option to the login screen under the OnePass section. See SAML Single Sign On below for more detail on this option.
SAML Single Sign On	SAML Single Sign on is a new authentication option for customers who have a SAML SSO enabled network. It provides the simplicity of seamless authentication with the benefits of personalised access.
ProView Integration	ProView eBooks can now be accessed and searched from Westlaw. Users will be able to access and initiate searches of their ProView content from Westlaw and have their ProView content automatically included in searches run from Westlaw.
PDF/Word Document Delivery Enhancements	In response to customer feedback, it is now possible to download or email PDF and RTF attachments without opening them in your browser. This can be done from a results list or a document display.
Document Delivery Preference Added – Show/Hide History Notes	In response to customer feedback, we have added an option in the Preferences screen to include/exclude History Notes by default when downloading, printing, or emailing documents or search results.
Selecting Cases Documents for Delivery from Search Results – Issue Resolved	We have resolved the bugs which caused Cases document renditions selected for delivery in the results screen to be overridden with default rendition selections.

Changes to Sign On Screen

We have recently made some minor changes to the look and feel of the Sign On Screen. All existing functionality is still available, but users will notice some small changes to the font and layout.

In addition, we will add an alternative authentication option to the login screen under the OnePass section. This option will allow users to “Sign in with your organisations single sign – on” utilising their own network login.

See SAML Single Sign On section below for more detail on this option.



SAML Single Sign On

SAML Single Sign On is an alternate authentication option to OnePass and IP Access. It combines seamless access (traditionally limited to IP Access) with a personalised user experience (traditionally limited to OnePass Access) in a single sign on solution.

SAML SSO works by transferring the user's identity from one place (the identity provider) to another (the service provider). This is done through an exchange of digitally signed XML documents. [Click here](#) to see how SAML SSO works.

Benefits of SAML SSO include:

- **To your organisation:**
 - More secure than IP Access.
 - Less administration of user access and login details.
 - More visibility of who is using Westlaw.
- **To you as a user:**
 - Seamless authentication from within your organisations network.
 - No requirement to set up a OnePass.
 - No limit by IP range.
 - Full personalised feature set. i.e. Annotations, Folders, Favourites, History, Alerting

If your organisation has a SAML SSO configured network and you would like to move to SAML SSO for Westlaw, please contact your Account Manager or Tech Care to discuss your options.

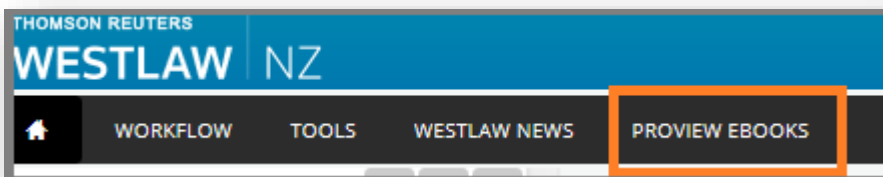
ProView Integration

ProView eBooks can now be accessed and searched from Westlaw. Users can access and initiate searches of their ProView content from within Westlaw and have their ProView content automatically included in searches run on Westlaw content.

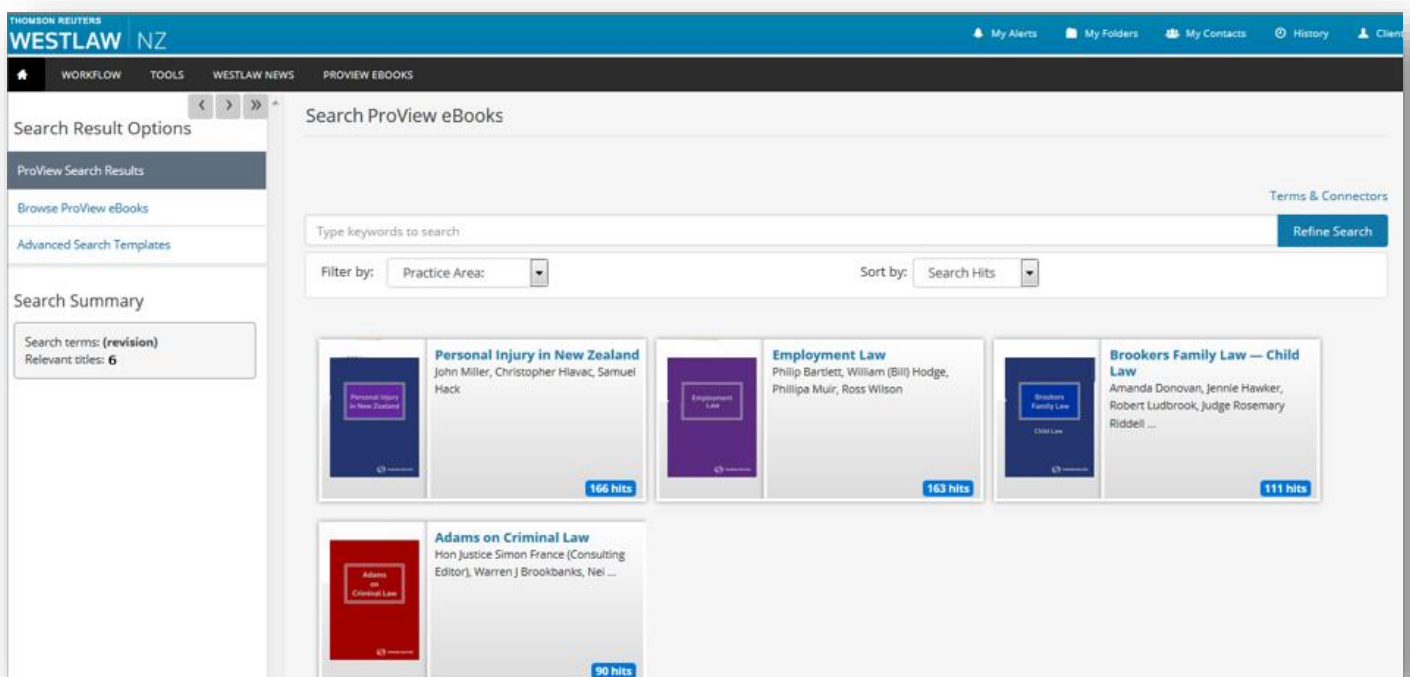
ProView Only Access and Searching

Users can click on the PROVIEW EBOOKS link to access their ProView subscriptions. Clicking the PROVIEW EBOOKS link will take users to a ProView eBooks homepage.

From the ProView eBooks homepage, you will be able to access your ProView eBooks by clicking on the individual titles, or you can run a search across your ProView eBooks from within Westlaw.



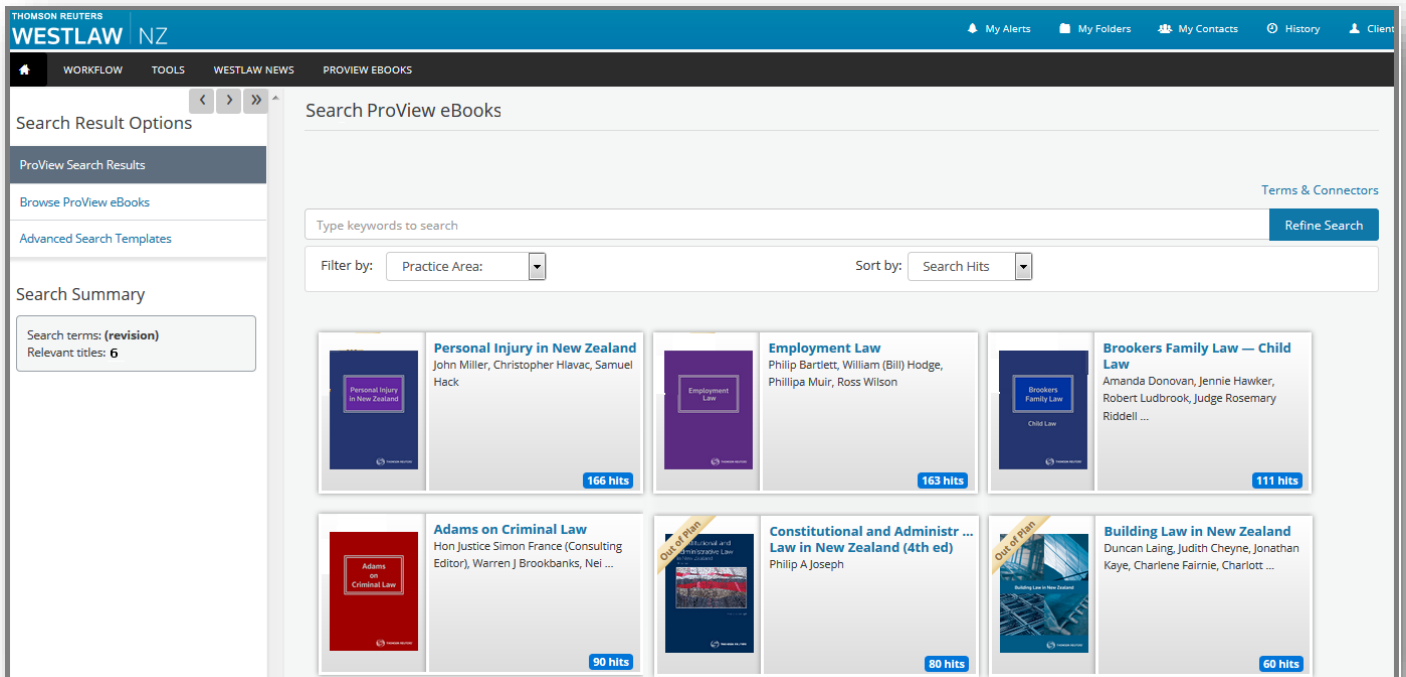
Running a search from the ProView eBooks Homepage will display a summary of the number of results found in each of the ProView eBooks you subscribe to, and allow you to click through to ProView eBooks to view the results:



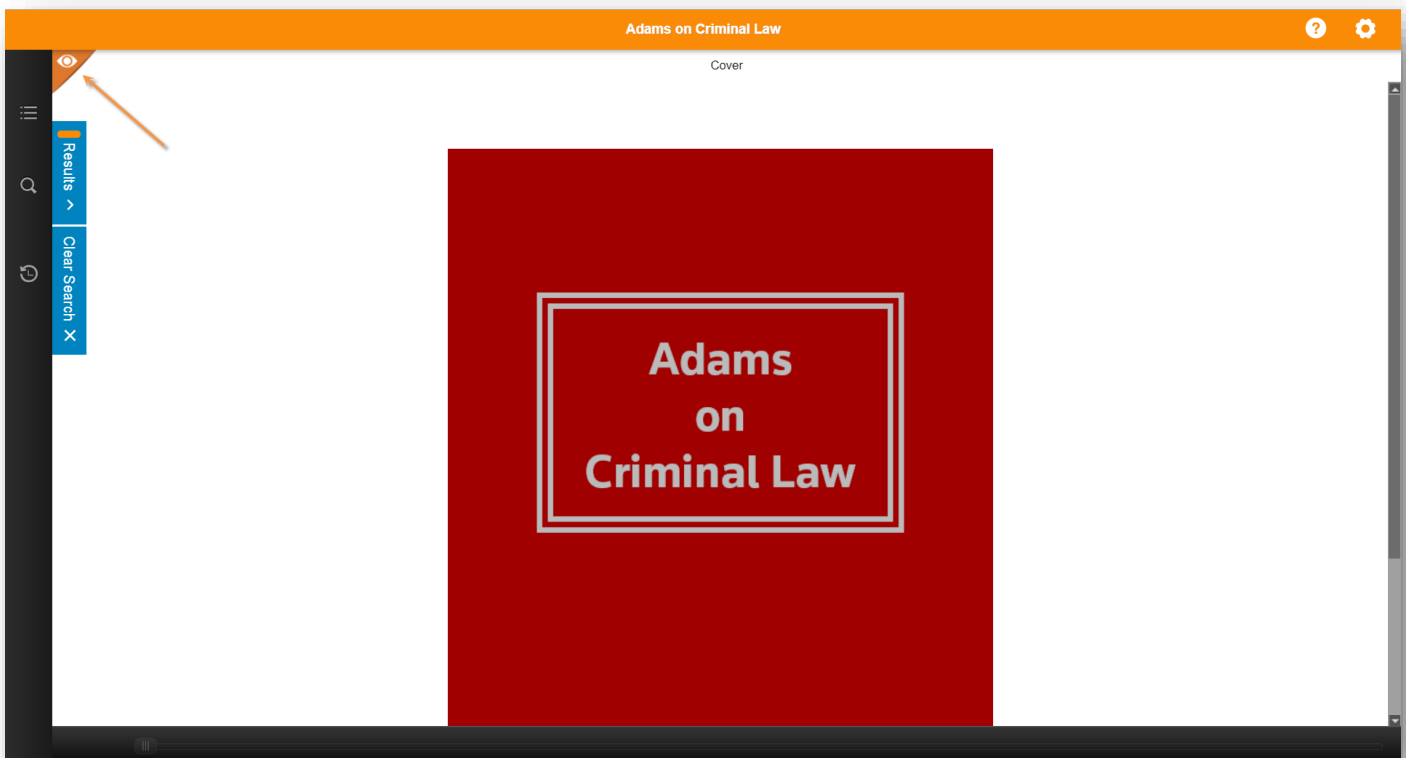
If you do not find what you are looking for you can “Expand My ProView Search” to include all eBooks available to you, including those outside your current subscription.

Note: Searching Out of Plan ProView eBooks will not incur additional charges.

Once your search has been expanded you will also see eBooks you do not currently subscribe to marked as "Out of Plan". Clicking on these eBooks will load a sample version of the eBook with a results list but will not allow access to the eBook content without a subscription.



The Sample Icon  in the top left corner indicates you are not in the full version of the eBook.



Westlaw + ProView Searching

Westlaw searches now automatically extended to include your subscribed ProView content. Results are kept separate but users can see a summary of the ProView results in the right-hand sidebar, and click through to the ProView content from there:

The screenshot displays the Westlaw NZ search interface. The main search area shows results for the query "judicial bias". The search results list includes "233 Orders, etc, on successful first appeal : Criminal Procedure Act 2011" and "DT20 Natural Justice : Disputes Tribunal — A Guide To Practice And Procedure". The right-hand sidebar, titled "ProView eBooks", shows a summary of relevant titles available to the user, including "Adams on Criminal Law (3 hits)", "Civil Procedure: District Courts & Tribunals (3 hits)", "Child Law (2 hits)", and "Summary Proceedings (1 hit)". A "See all results" button is visible at the bottom of the sidebar.

If you do not find what you are looking for you can "Expand My ProView Search" to include all eBooks available to you, including those outside your current subscription.

Once your search has been expanded you will also see eBooks you do not currently subscribe to marked as "Out of Plan". Clicking on these eBooks will load a sample version of the eBook with a results list but will not allow access to the eBook content without a subscription.

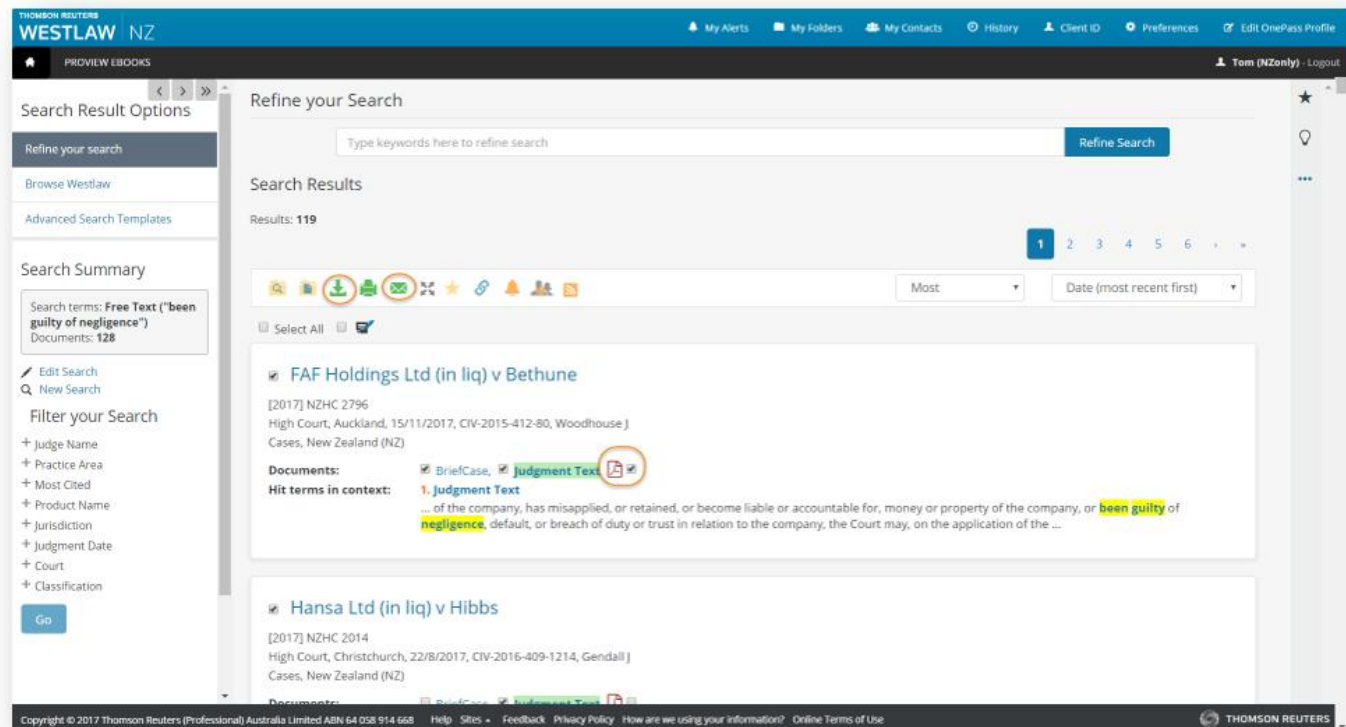
The screenshot displays the Westlaw NZ search interface with the search expanded to include ProView eBooks. The search results are displayed in a grid format, showing various eBooks with their respective authors and hit counts. The eBooks listed include "Civil Procedure: District Courts & Tribunals" (5 hits), "Adams on Criminal Law" (5 hits), "Brookers Family Law — Child Law" (2 hits), "Constitutional and Administrative Law in New Zealand (4th ed)" (1 hit), and "Employment Law" (1 hit). Some eBooks are marked as "Out of Plan". The interface also shows search filters and sorting options.

Note: Clicking through to Out of Plan ProView eBooks will not incur additional charges.

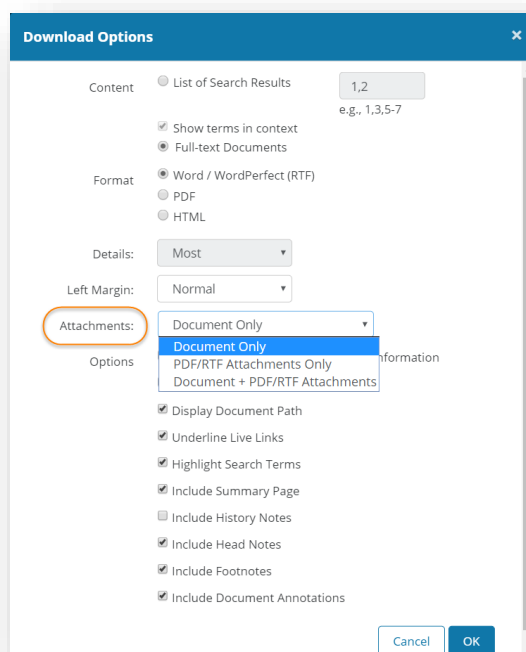
Binary Delivery Enhancements

In response to customer feedback, it is now possible to download or email PDF and RTF attachments without opening them in your browser.

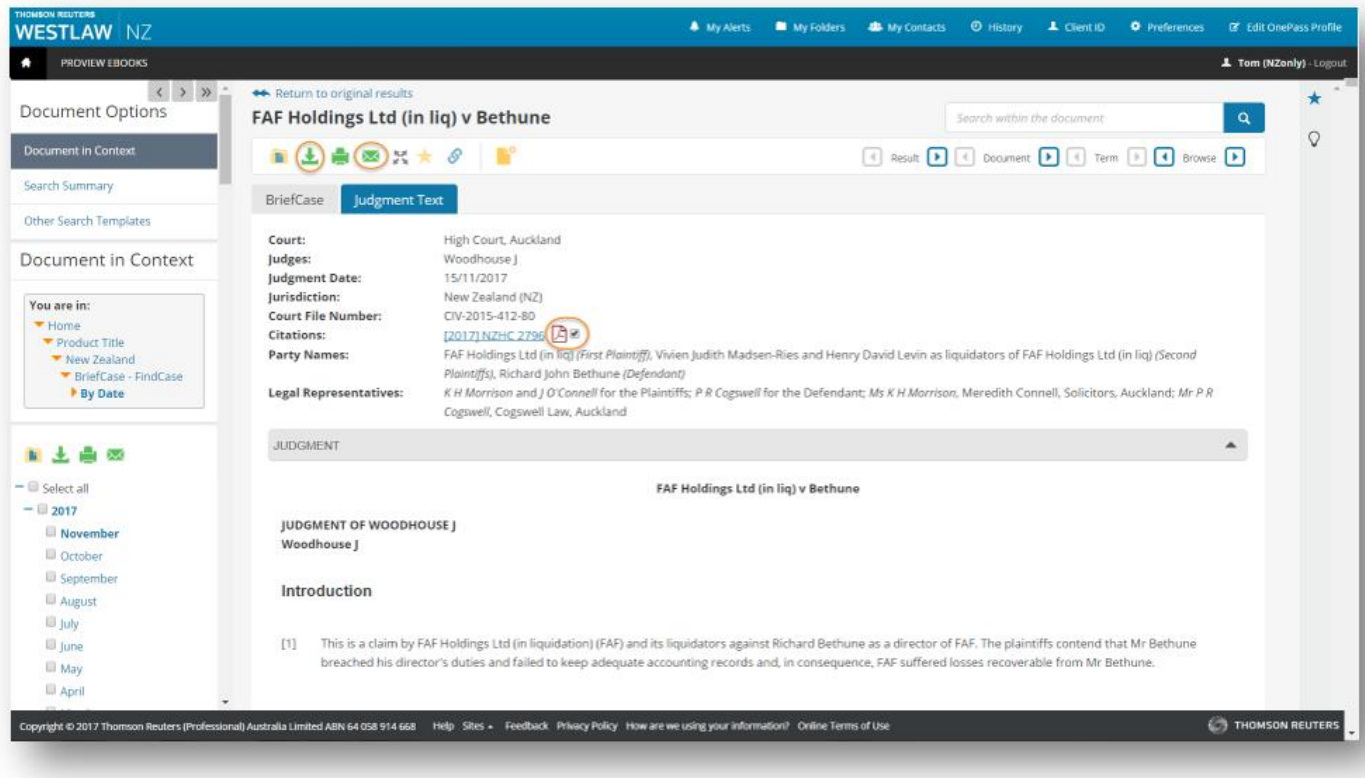
From a results list simply select the results you would like to deliver and click on the delivery icon of your choice.



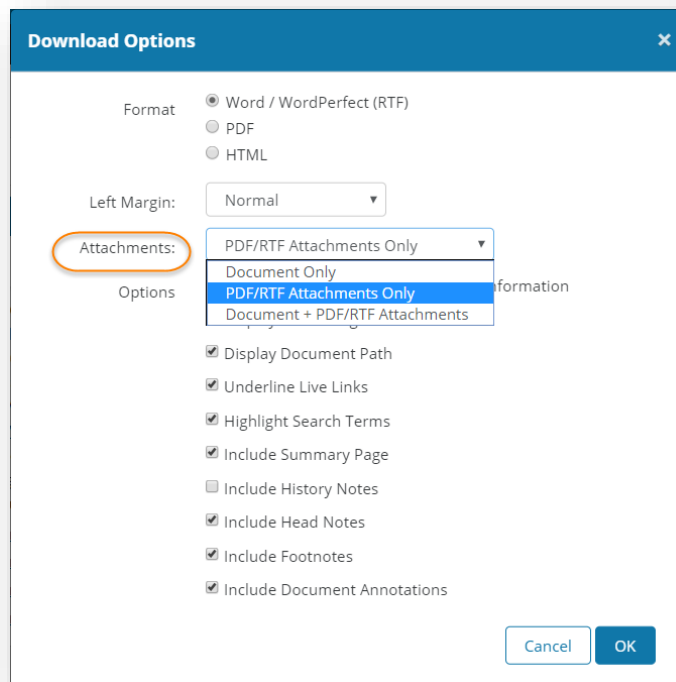
The standard delivery options will appear with the edition of a new "Attachments" option. Users can choose to deliver the HTML documents only, the PDF/RTF attachments only or both the HTML documents and the PDF/RTF attachments together.



From within a document itself simply select the attachments you would like to deliver and click on the delivery icon of your choice.



The standard delivery options will appear with the edition of a new "Attachments" option. Users can choose to deliver the PDF/RTF attachment only, the HTML document only or both the PDF/RTF attachment and the HTML document together.

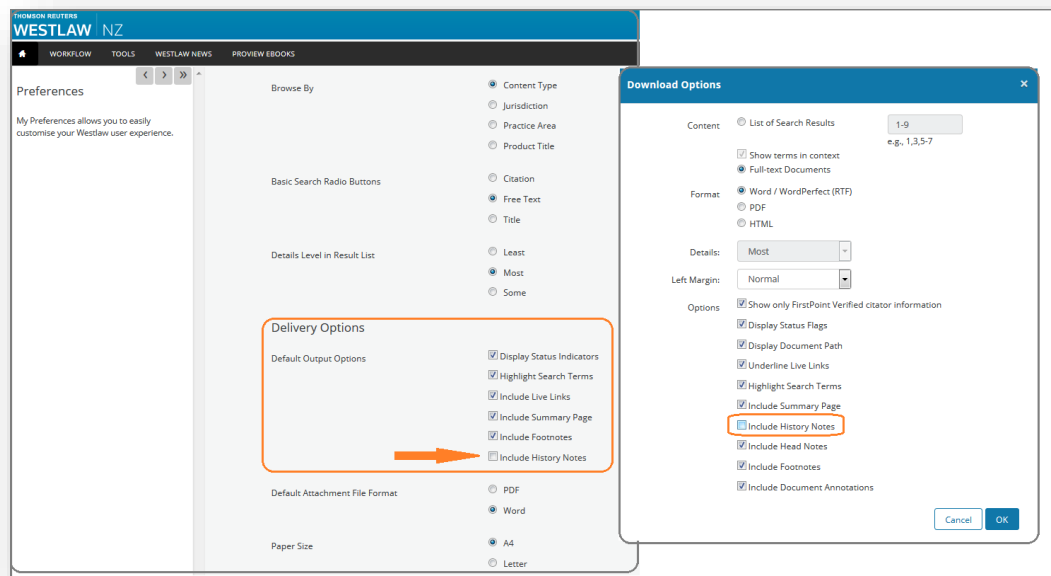


Document Delivery Preference Added – Show/Hide History Notes

In response to customer feedback, we have added an option in the Preferences screen to include/exclude History Notes by default when downloading, printing, or emailing documents or search results.

OnePass users who usually prefer to include legislation History Notes when downloading, printing, or emailing documents or search results can click the Preferences option below the Westlaw banner, and tick the Include History Notes option from the Delivery Options area of the Preferences screen. This will mean that the Include History Notes option will be ticked by default every time documents or search results are selected for delivery.

OnePass users who usually prefer to exclude legislation History Notes when downloading, printing, or emailing documents or search results can click the Preferences option below the Westlaw banner, and untick the Include History Notes option from the Delivery Options area of the Preferences screen. This will mean that the Include History Notes option will be unticked by default every time documents or search results are selected for delivery:



Note: You can override your preference if you wish by manually ticking or unticking the Include History Notes option when delivering documents or search results.

Selecting Cases Documents for Delivery from Search Results – Issue Resolved

We have resolved the bug which caused Cases document renditions selected by the user for delivery in the results screen to be ignored in favour of the first available rendition. Users can now select individual document renditions from a list of search results and successfully deliver the selected renditions:

