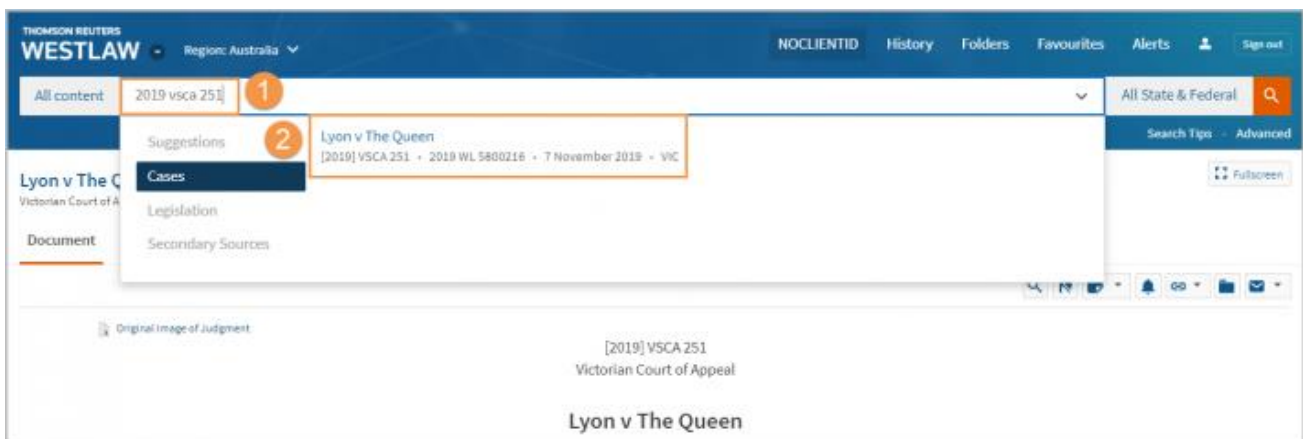


### Finding cases by citation or party name

Use the global search bar to quickly find cases by a citation or party name.

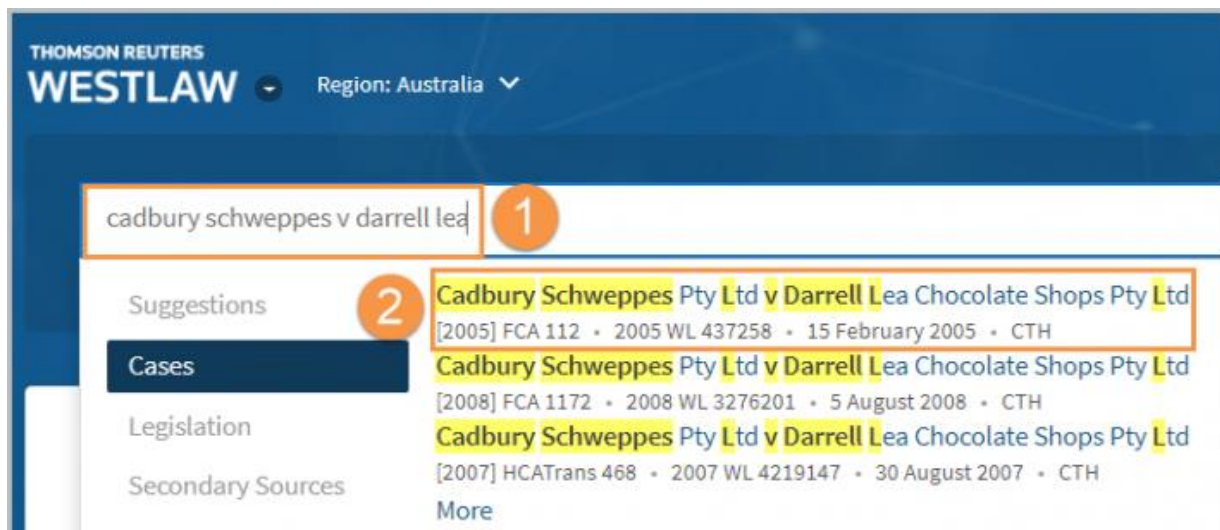
#### Finding a case by citation

1. Enter the case citation into the global search bar, but do not type any square or round brackets, e.g., **2019 VSCA 251**.
2. As you type, Typeahead suggestions will appear in the drop-down. Select the case in the drop-down to display the case.

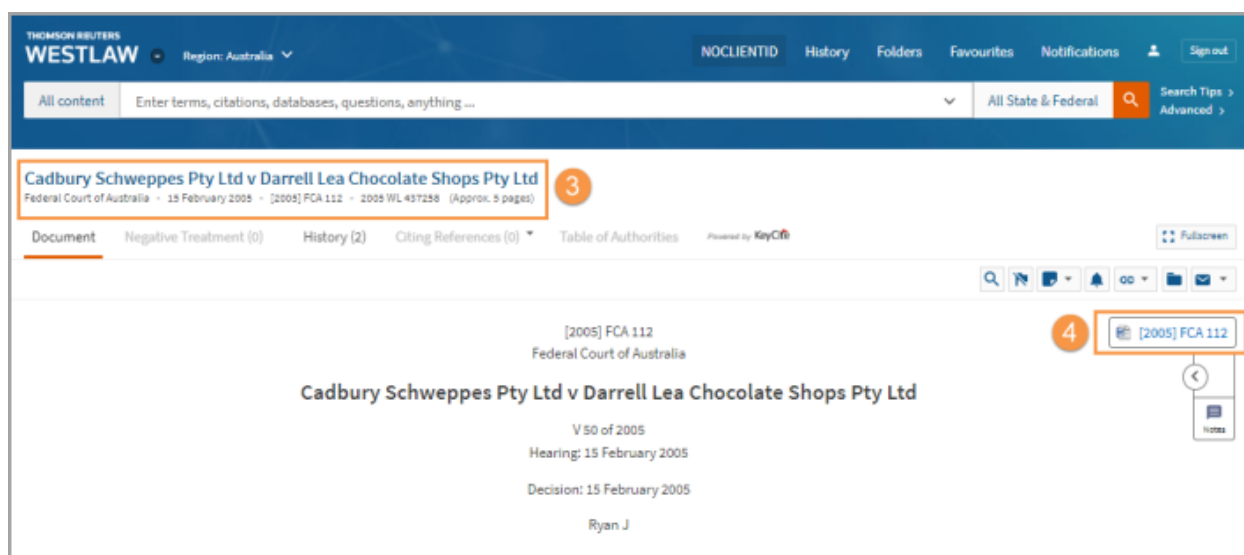


#### Finding a case by Title or Party Name

1. Start typing a party name or names into the global search bar, e.g., **Cadbury Schweppes v Darrell Lea Chocolate Shops**.
2. As you type, suggestions appear in the drop-down list. Select the required case from the list.



3. The case document will be displayed.
4. To see download the law report, click on the citation next to the word icon.



## Looking for more information?

To sign into Westlaw Precision Australia, visit <https://aulaw.thomsonreuters.com>

For assistance using Westlaw Precision Australia, call 1800 020 548

To request training, click <https://support.thomsonreuters.com.au/request-training>

For additional training materials, visit <https://support.thomsonreuters.com.au/>